

INFO TECNICHE DOGA

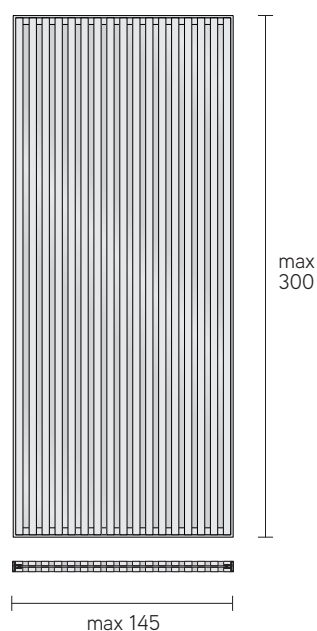
DATA SHEET

La porta scorrevole Doga è costituita da un telaio perimetrale in alluminio e una cornice perimetrale in legno. Può essere completato da doghe disposte verticalmente. Soluzione ideale per dividere con stile gli ambienti, lavora sugli stessi binari standard della produzione Res.

The Doga sliding door consists of an aluminum perimeter frame and a wooden perimeter frame. It can be completed with vertically arranged slats. Ideal solution for dividing rooms with style, it works on the same standard tracks as the Res production.

DIMENSIONI ANTE DOORS DIMENSIONS

SCORREVOLE / SLIDING



ABBINAMENTI CON STIPITI, MECCANISMI E BINARI MATCHING WITH DOOR JAMBS, MECHANISMS AND RAILS

ANTA A SCOMPARSA / POCKET DOOR	ANTA SCORREVOLE / SLIDING DOOR	
Filo Muro	Binari / Rails	
Stipite Arc / Arc door jamb		
Stipite Basic / Basic door jamb		

FINITURE DOGHE / SLATS FINISHES	FINITURE TELAIO / FRAME FINISHES	FINITURE PANNELLI / PANELS FINISHES
Legni / Woods	Laccati opachi / Matt lacquered	Vetri / Glasses
Laccati opachi / Matt lacquered	Laccati speciali / Special lacquered	Legni / Woods
Laccati speciali / Special lacquered	Metalli / Metals	Laccati opachi / Matt lacquered
		Laccati speciali / Special lacquered


VETRI / GLASS




VETRI LACCATI / GLASS LACQUERED



VETRI LACCATI SPECIALI / SPECIAL GLASS LACQUERED



LACCATI OPACHI / MATT LACQUERED



LACCATI SPECIALI / SPECIAL LACQUERED



METALLI / METALS



Anodizzato Titanio

GRES PORCELLANATO / PORCELAIN STONEWARE



Shard

Diamond

LEGNI / WOOD



Canaletto

Rovere

Rovere Grigio

Rovere TT